




Year in Review 2020




MEAL SERVICES

Last year we helped to serve over **7800** meals by coordinating with the Pacific Beach Tuesday Farmer's Market, Trader Joe's, six local churches, restaurants and other organizations. This is where we are able to meet people, hear their stories, understand their needs and offer solutions.

RESOURCES AND SERVICES

In 2020 we were able to connect some of our most vulnerable neighbors to the resources and services they need to move toward self-sufficiency. Since beginning our Shower/Laundry Service in September, we've given access to more than 125 people. We've helped people acquire lost IDs, Social Security Cards and Birth Certificates and mailboxes (all necessary for housing), helped with taxes, stimulus checks and EDD issues. We've also connected people to medical/dental/mental healthcare and to substance use programs.




COMMUNITY COLLABORATION

- 60+ Local Volunteers:**
- 21 Volunteer Mentors
 - 4 Gleaners
 - 20 Meal Prep/Servers
 - 8 Showers/Laundry Attendants
 - 1 In-Kind Donation Assistant
 - 2 Available as Needed
- 13+ Local Businesses/Organizations**
- Spearheaded a community cleanup in Rose Creek and a family-friendly bike registry event
 - Named District 2 Non-Profit of the Year

HOUSING OPTIONS

Housing options are as varied as the people who are looking for them. We consider each unique situation and assist in finding the most accurate match. In collaboration with our housing partners, we have found permanent housing or family reunification for **19** people and placed **28** others in temporary shelter to home programs.



INCOME AND EXPENSES AT A GLANCE

Annual Revenue:	\$49,839.44
Annual Expenses:	\$35,003.36
- Direct Client Expenditures (housing, food, supplies, documentation, transportation):	\$28,499.97
- Operations/Administration:	\$ 6,503.39
InKind Donations:	over \$25,000.00



www.shorelinecs.org

858-900-7024

EIN: 47-4016591